


FX350 Lead acid charger series

350 Watt Switched Mode

Features:

- High reliability
- Thermal protection as standard
- Industry standard footprint
- Float charge @ 2.25V/cell
- Constant current / voltage charge
- Internal ORing diode to prevent discharge
- Front panel available for 19" rack application



Description:

The FX350 float / boost charger series offers an ideal solution for applications where high charging power is required without audible noise from fan cooling present. Optional features include powerfail, output OK and inhibit / enable control.

Specification:

Input

Input range : 90-132Vac / 180-264Vac (90-264Vac auto-select)
 Frequency range : 47-63Hz
 Earth leakage : 2.5mA typical @ 264Vac
 Input VA : 550VA max @240V I/P
 Inrush current : <30A@ peak input volts
 Power Factor : 0.67 typical @ 230Vac
 Input current: 3.2A @ 180Vac
 Hold up time : 28ms from 240V @ full load
 Input fuse: F6.3AHRC 5 x 20mm

Output

Output voltages / currents : see table
 Voltage adjustment : +/- 5%
 Initial setting : 0.5%
 Load regulation : <2%
 Line regulation : <0.2%, 90-132Vac/ 180-264Vac
 Ripple and noise: 0.2%RMS, 1% peak DC - 30MHz
 Transient deviation : 5% for 50% load variation
 Transient time : 2mS
 Over voltage protection : 115 - 125% of V1
 Over current protection : Constant current limit >350W
 Output power : 350 Watts convection cooled
 Temperature coefficient : 0.02%/°C
 Shock and vibration : Meets MIL STD810E

Options

Output / charge OK signal	Low battery disconnect signal
Mains power fail signal	Current share for parallel use
Mains input auto-select	Inhibit / enable control
Front panel to specification	Remote sense
Boost charge @ 2.4V/cell (reduce to float charge @80%)	
Battery temperature compensation @ 0.2% Vout/°C	
Connection via M6 studs or 9mm screw terminals	

Outputs

FX350-06 : 6.75V / 52A	FX350-36 : 40.5V / 8.6A	FX350-96 : 108V / 3.2A
FX350-12 : 13.5V / 30A	FX350-48 : 54V / 6.5A	FX350-120 : 135V / 2.6A
FX350-24 : 27.6V / 13A	FX350-60 : 67.5V / 5.2A	FX350-240 : 270V / 1.3A

General

Efficiency:
 75-80% typical @ 240Vac full load

MTBF:
 >100,000 hrs to MIL217E @ 25°C

Environmental

Operating Temperature: 0 - 70°C
 De-rate at 2.5% / °C above 50°C
 Storage Temperature: -25°C to + 85°C
 Shock and vibration: Meets MIL STD810E
 Operating humidity:
 0 to 95% RH non-condensing

Safety & EMC

Isolation, input to earth : 2.5kVdc, >2.5mm
 Isolation, input to output : 4.25KVdc, >6.4mm
 Isolation, output to earth :
 500Vdc (unless commoned)

Units designed to meet: EN60950, UL60950,
 CSA 22.2 No. 950 & 234, EN41003

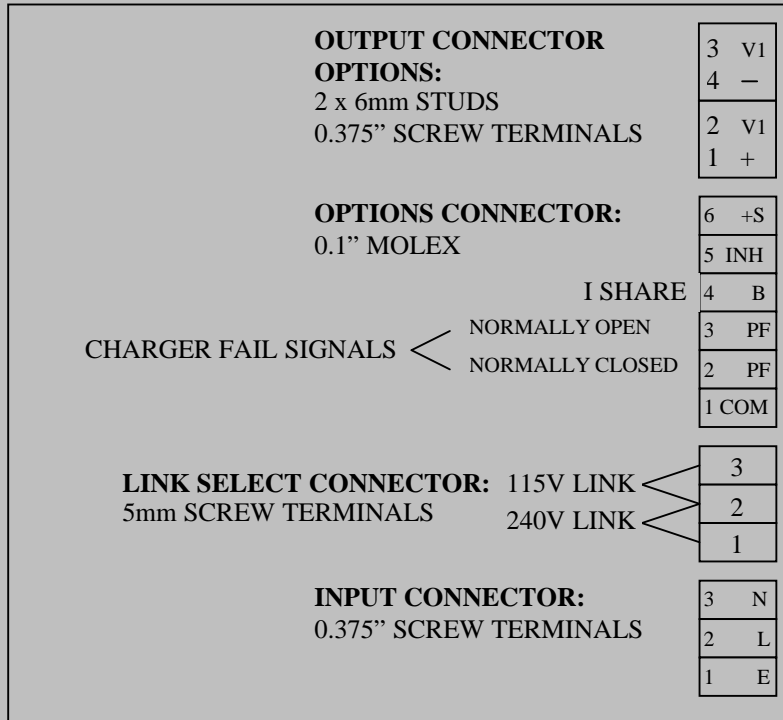
Emissions designed to meet: EN55022-B
 (conducted) EN55022-A (radiated)

Immunity designed to meet: EN61000-4-2 (ESD)
 (IEC801-2) EN61000-4-3 (radiated) (IEC801-3)
 pending EN61000-4-4 (fast transients)
 (IEC801-4) IEC801-5 (surge)

FX350 Series

Mechanical Details and Connections

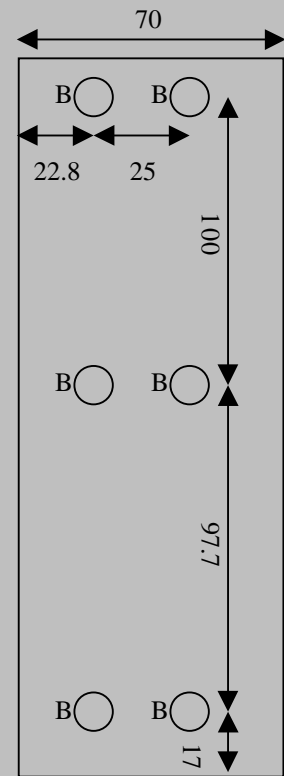
TOP VIEW



A : M3 CAPTIVE NUT
Maximum Insertion 6mm

B : M4 CAPTIVE NUT
Maximum Insertion 6mm

SIDE VIEW



BOTTOM VIEW

